


Revenue Grade Energy Meter with Modbus Connection for 480V Grid for North America

SE-RGMTR-3Y-480V-A, SE-RWND-3D-480-MB



Revenue Grade Energy Meter for Commercial Installations

- / High accuracy revenue grade meter readings for production monitoring
- / Small and easy to install - fits in standard electrical panel
- / Supports commercial and utility-size installations
- / Supports RS485 120Ω line termination
- / Communicates over RS485 to provide monitoring data

Revenue Grade Energy Meter with Modbus Connection for 480V Grid for North America

SE-RGMTR-3Y-480V-A, SE-RWND-3D-480-MB

WHEN ORDERING A METER, ORDER CURRENT TRANSFORMERS AS WELL⁽¹⁾:

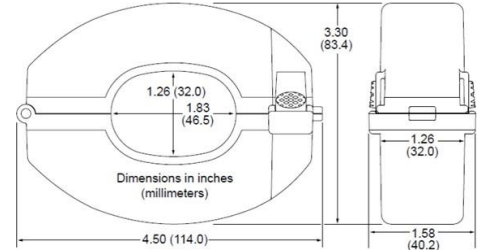
CURRENT TRANSFORMER MODELS ⁽²⁾	CLASS	RATED RMS CURRENT	DIMENSIONS (INTERNAL/ EXTERNAL)
SEACTL-1250-150-C3	0.3	150 A	1.83 x 1.26 in. / 4.50 x 3.30 in.
SEACTL-1250-300-C3	0.3	300 A / 600 A ⁽³⁾	
SEACTL-1250-600-C3	0.3	600 A	

⁽¹⁾ Current Transformers should be ordered separately

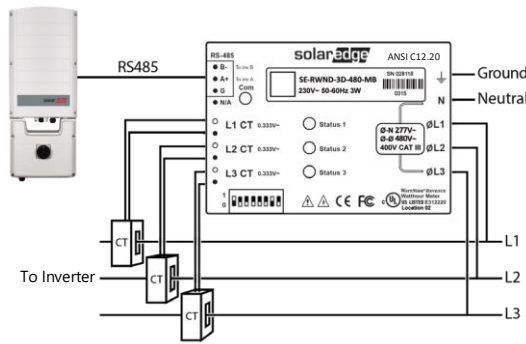
⁽²⁾ One current transformer per phase; Sold in kits of 3 CTs. For other ratings contact SolarEdge

⁽³⁾ For meter SE-RGMTR-3Y-480V-A, 600 A is achieved by connecting two SEACTL-1250-300-C3 in parallel

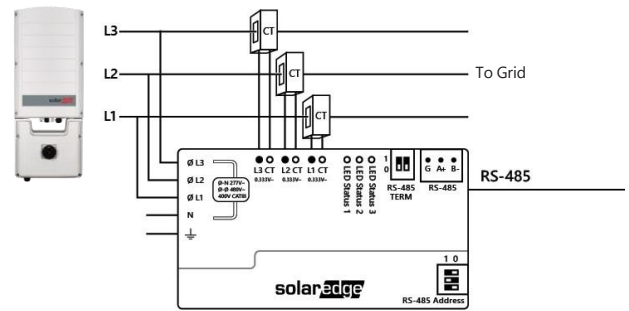
Current Transformer Dimensions



SE-RWND-3D-480-MB



SE-RGMTR-3Y-480V-A



		SE-RGMTR-3Y-480V-A	SE-RWND-3D-480-MB	UNITS
ELECTRICAL SERVICE				
Nominal Voltage Range	Line to Line	208-480	480	Vac
	Line to Neutral	120-277		Vac
Operating Voltage Range	Line to Line	187-528	384-552	Vac
	Line to Neutral	108-305		Vac
Grids ⁽⁴⁾⁽⁵⁾		3 Phase 4 Wire Wye	3 Phase 3 Wire Delta ⁽⁵⁾	
AC Frequency		55-65 ⁽⁶⁾	48-62	Hz
Accuracy (@ 77°F/ 25°C, PF: 0.7-1) ⁽⁷⁾		ANSI C12.20 Edition 2010 (class 0.5 system)		
Power Consumption		1 - 1.5 (Typical) 3 (Max)	1.8 (Typical) 4 (Max)	W
COMMUNICATION				
Supported Communication Interfaces		RS485 half-duplex, 3 wires (A, B, GND)	RS485	
Response Time			≤1	sec
Default Device ID (Modbus)			1	
STANDARD COMPLIANCE				
Safety		UL 61010-1; CAN/CSA-C22.2 No. 61010-1-04, IEC 61010-1		
Immunity		EN 61326: 2002; EN 61000-4-2; EN 61000-4-3; EN 61000-4-4; EN 61000-4-5; EN 61000-4-6; EN 61000-4-11		
Emissions		FCC Part 15, Class B; EN 55022: 1994, Class B		
INSTALLATION SPECIFICATIONS				
Dimensions (HxWxD)		4.40 x 1.38 x 2.95	6.02 x 3.35 x 1.50	in
Weight		0.45	11	lb
Operating Temperature Range ⁽⁸⁾		-40 to +185	-40 to +167	°F
Relative Humidity (noncondensing)		5% to 90% up to 104°F decreasing linearity to 50% RH at 131°F		
Protection Rating		IP20 - Suitable for indoor use IP65 - Suitable for outdoor use when mounted inside an electrical enclosure that is rated NEMA 3R or 4	Indoor (Outdoor when installed in an outdoor enclosure)	
Mounting Type		DIN Rail	DIN Rail / Wall mount	

⁽⁴⁾ PE (Protective Earth) connection is not required for meter operation.

⁽⁵⁾ Excluding corner grounded delta configuration.

⁽⁶⁾ When used for RGM C12.20 application. 45 - 65 Hz for all other applications.

⁽⁷⁾ Using Opt C0.3 CT models available from CCS.

⁽⁸⁾ Current Transformers operating Temperature Range: -30 to +75 °C / -22 to +167 °F.